

**About Me**

Last Name \_\_\_\_\_ First Name \_\_\_\_\_ Nickname \_\_\_\_\_ Date of Birth \_\_\_\_\_  
 SSN \_\_\_\_\_ Medicaid ID \_\_\_\_\_ PIN \_\_\_\_\_ Legal Status \_\_\_\_\_

**Where I Live**

Street Address \_\_\_\_\_ City \_\_\_\_\_ State \_\_\_\_\_ Zip \_\_\_\_\_  
 Email Address \_\_\_\_\_ Home Phone \_\_\_\_\_ Work Phone \_\_\_\_\_ Region \_\_\_\_\_

Deliver my mail to \_\_\_\_\_ City \_\_\_\_\_ State \_\_\_\_\_ Zip \_\_\_\_\_

Best way to contact me Home phone:  Cell phone:  Email:  Permission to leave a voicemail message?

**My Legal Representative(s)**


#1

Last Name \_\_\_\_\_ First Name \_\_\_\_\_ Guardian/Legal Representative Type \_\_\_\_\_  
 Relationship \_\_\_\_\_ Other \_\_\_\_\_  
 Address \_\_\_\_\_ City \_\_\_\_\_ State \_\_\_\_\_ Zip \_\_\_\_\_  
 Day Phone \_\_\_\_\_ Night Phone \_\_\_\_\_ Cell Phone \_\_\_\_\_  
 Email Address \_\_\_\_\_

To include a second legal representative, click the  below:

**My Waiver Support Coordinator**

Name	Agency (if applicable)	Email	Phone Number(s)
			1. 2.

This form contains additional information wherever there is a . To see the text box, place your cursor on or next to the .
   
**Name:** \_\_\_\_\_ **Support Plan Effective Date:** [Click to enter Date](#)

### My Family, Friends, and Support System

Name	Relationship	Email	Phone
			1. _____ 2. _____
			1. _____ 2. _____
			1. _____ 2. _____

### Other People Who Support Me or Work for Me (Teachers, Providers, Doctors, CDC+ Representative)

Name	Relationship	Email	Phone
			1. _____ 2. _____
			1. _____ 2. _____
			1. _____ 2. _____
			1. _____ 2. _____



### Other Funding Sources for Supports (Vocational Rehab/Job Coach, Division of Blind Services, MSP Behavior Therapy)

Support Need	Funding Source
	Choose an item.
	Choose an item.
	Choose an item.
	Choose an item.

### People Who Can Provide Information for My Support Plan (Doctor, Service Providers, Family, Friends)



Last Name	First Name	Relationship	Phone	Invite to Support Plan Meeting Y/N?
				Y <input type="checkbox"/> N <input type="checkbox"/>
				Y <input type="checkbox"/> N <input type="checkbox"/>
				Y <input type="checkbox"/> N <input type="checkbox"/>
				Y <input type="checkbox"/> N <input type="checkbox"/>


If more lines are needed, please attach an additional page and check this box:

This form contains additional information wherever there is a . To see the text box, place your cursor on or next to the .

Name: \_\_\_\_\_ Support Plan Effective Date: Click to enter Date

## My Life


**My current day-to-day life:** (This is a “day in the life” description of me: where I live, if alone or with others, **my daily routines** , services received during the day and/or night. List **the housing information**  I was provided and where I choose to live in the future)

**How I get around in my community** :

Choose an item.

**My interests, talents, abilities, strengths, preferences, and skills** :

**Things I would like to change** :

**Things I want to stay the same** :

This form contains additional information wherever there is a . To see the text box, place your cursor on or next to the .

Name:

Support Plan Effective Date: Click to enter Date

**Important aspects from my personal history** ⓘ: (Medical, Social, Behavioral history)

Date:

**How I communicate and make choices and decisions** ⓘ:

**Employment** ⓘ

Job I Have	Job I Want	What do I need to succeed in my employment goals ⓘ?
Choose an item.		

<b>Have I tried to access services from Vocational Rehabilitation?</b>	Yes <input type="checkbox"/> No <input type="checkbox"/>
<b>What was the outcome?</b> (identify the outcome of VR referrals, if any)	

**This form contains additional information wherever there is a ⓘ. To see the text box, place your cursor on or next to the ⓘ.**  
Name: \_\_\_\_\_ Support Plan Effective Date: Click to enter Date

## Other Services Needed for Health and Safety

This Information is captured in the QSI. Identify: **A)** Areas of critical needs/potential risk to the health/safety of myself or others **B)** The specific issue, how it is addressed or where to find this information **C)** The service/support to address need **D)** The source of funding

Identified Need/Risk Area	Specific issue and measures in place to address/minimize risk	Service/Support	Source of Support
<b>Functional (Choose all that apply)</b>			
<input type="checkbox"/> Vision			Choose an item.
<input type="checkbox"/> Hearing			Choose an item.
<input type="checkbox"/> Eating			Choose an item.
<input type="checkbox"/> Ambulation			Choose an item.
<input type="checkbox"/> Transfers			Choose an item.
<input type="checkbox"/> Toileting			Choose an item.
<input type="checkbox"/> Hygiene			Choose an item.
<input type="checkbox"/> Dressing			Choose an item.
<input type="checkbox"/> Communications			Choose an item.
<input type="checkbox"/> Self-protection			Choose an item.
<input type="checkbox"/> Ability to Evacuate (Home)			Choose an item.
<b>Behavioral (Choose all that apply)</b>			
<input type="checkbox"/> Hurtful to Self/Self-injurious			Choose an item.
<input type="checkbox"/> Aggressive/Hurtful to Others			Choose an item.

This form contains additional information wherever there is a . To see the text box, place your cursor on or next to the .

Name: \_\_\_\_\_ Support Plan Effective Date: Click to enter Date

Identified Need/Risk Area	Specific issue and measures in place to address/minimize risk	Service/Support	Source of Support
<input type="checkbox"/> Destructive to Property			Choose an item.
<input type="checkbox"/> Inappropriate Sexual Behavior			Choose an item.
<input type="checkbox"/> Running Away			Choose an item.
<input type="checkbox"/> Other Behaviors that May Result in Separation from Others. List "Other" behaviors:			Choose an item.

**Physical (Choose all that apply)**

<input type="checkbox"/> Injury to Person Caused by Self-injurious Behavior			Choose an item.
<input type="checkbox"/> Injury to the Person Caused by Aggression to Others or Property			Choose an item.
<input type="checkbox"/> Use of Mechanical Restraints or Protective Equipment for Maladaptive Behavior			Choose an item.
<input type="checkbox"/> Use of Emergency Chemical Restraints			Choose an item.
<input type="checkbox"/> Use of Psychotropic Medications			Choose an item.
<input type="checkbox"/> Gastrointestinal Conditions (includes vomiting, reflux, heartburn, or ulcer)			Choose an item.
<input type="checkbox"/> Seizures			Choose an item.
<input type="checkbox"/> Antiepileptic Medication Use			Choose an item.

This form contains additional information wherever there is a **i**. To see the text box, place your cursor on or next to the **i**.

Name:  Support Plan Effective Date: Click to enter Date

Identified Need/Risk Area	Specific issue and measures in place to address/minimize risk	Service/Support	Source of Support
<input type="checkbox"/> Skin Breakdown			Choose an item.
<input type="checkbox"/> Bowel Function			Choose an item.
<input type="checkbox"/> Nutrition			Choose an item.
<input type="checkbox"/> Treatments			Choose an item.
<input type="checkbox"/> Assistance in Meeting Chronic Health Care Needs			Choose an item.

**Back-up Plans for My Critical Needs/Risks** ⓘ (in case my primary supports are not available)

Service/Support	Back-up Plan	Specific Strategies (as needed)

**What I Accomplished Last Year** ⓘ

My accomplishments last year:

Goals I worked on last year	Progress on each goal

This form contains additional information wherever there is a ⓘ. To see the text box, place your cursor on or next to the ⓘ.

Name: \_\_\_\_\_ Support Plan Effective Date: Click to enter Date

## My Personal and Future Plans

<b>What I Want in the Next Few Years:</b> (Supports, accomplishments, dreams, desires, interests, or activities I want in my life in the next few years)

## Personal Goals

The most important things I want to achieve this coming year. Identify goals/desired outcomes and be as specific as possible.	What service will help me?	Paid or Non-Paid. If non-paid, provide name and relationship.



## Personal Rights: (not related to guardianship)

Signatures on the last page indicate that the individual or their Legal Representative are aware of the individual's personal rights and the Bill of Rights for Persons with Developmental Disabilities.

Is there a right in which I would like to learn more? **Yes**  **No**

Do I have restrictions on my rights? This might include limited restrictions such as not being able to lock my bedroom door with a key, restricted visitation, inflexible schedule, limited food or environmental access, etc. **Yes**  **No**  If yes, complete the table.

Right Limited	Reason (the assessed need for the restriction and what less intrusive methods were tried but did not work out)	What is being done to help me obtain my full rights?	When will it be reviewed to determine ongoing effectiveness, or to terminate restriction?

This form contains additional information wherever there is a . To see the text box, place your cursor on or next to the .

Name: \_\_\_\_\_ Support Plan Effective Date: Click to enter Date



WSC, initial as assurance that the interventions and supports cited above will not be harmful

Safety Plan Required and Attached (if applicable) **i** Yes  No

## My Health

**Important health history about me **i**:**

Hospitalizations in the past year Yes  No

**If yes, why I was hospitalized?**

## My medication information (Current as of support plan meeting date) **i**

Medications	Dosage/Frequency	Purpose of Medication	Side Effects/Problems Experienced

**Allergies:** (Including any reactions to any medications, substances, chemicals, etc.)

**My critical health follow-up areas and preventative health plan **i**:** (How will I maintain my Health and Health Stability?)

This form contains additional information wherever there is a **i**. To see the text box, place your cursor on or next to the **i**.  
Name: \_\_\_\_\_ Support Plan Effective Date: Click to enter Date

**My Health Care Contact Information:** Include all doctors you see, any therapists, and anyone you have designated to act as your decision maker in health-related issues (health care surrogate)

Name	Date of Last Visit	Findings	Follow Up Activities

Health Care Decision Maker Name	Role	Follow Up Activities

### Equipment and Supplies

<b>Do I use any adaptive equipment, special equipment, glasses, hearing aids or need any adaptations made to my home?</b> Yes <input type="checkbox"/> No <input type="checkbox"/> If yes, please list below.

<b>Do I need any consumable supplies? Yes <input type="checkbox"/> No <input type="checkbox"/> If yes, please list below.</b>

### Personal Disaster Plan

I have a Personal Disaster Plan Yes  No

Date Personal Disaster Plan Completed or Updated Click or tap to enter a date.

This form contains additional information wherever there is a **i**. To see the text box, place your cursor on or next to the **i**.  
Name: Support Plan Effective Date: Click to enter Date

## Signature Page

I have participated in the development of this plan. I have been informed of my due process rights under Florida Statutes 120 and acknowledge that I may appeal any portion of this plan. I understand that if my needs change, an update to this plan may be needed. I also understand that I may request to change something in my plan throughout the support plan year. Supports should be identified according to my needs or the needs of my family, regardless of the availability of funding. Supports and services needed to meet my needs will be sought from my personal resources, community resources, and government resources. When government resources are necessary, they shall be provided based on the availability of funds. My Support Coordinator reviewed the Bill of Rights for Persons with Developmental Disabilities with me and I understand my personal rights.

**Date Sent to Individual** \_\_\_\_\_ **Date Sent to APD** \_\_\_\_\_

**Consumer Signature** \_\_\_\_\_ **Date** \_\_\_\_\_

**Witness Signature (if needed)** \_\_\_\_\_ **Date** \_\_\_\_\_

**Legal Representative Signature** \_\_\_\_\_ **Date** \_\_\_\_\_

**Waiver Support Coordinator Signature** \_\_\_\_\_ **Date** \_\_\_\_\_

### Signature of Support Plan Meeting Participants:

Relationship	Signature	Signature Date	Date Copy Sent

**Name:** \_\_\_\_\_ **Support Plan Effective Date:** Click to enter Date

This form contains additional information wherever there is a **i**. To see the text box, place your cursor on or next to the **i**.